



The Johns Hopkins Center for Civil Society Studies

UN NONPROFIT HANDBOOK PROJECT

Lester M. Salamon

Paris

March 7, 2006



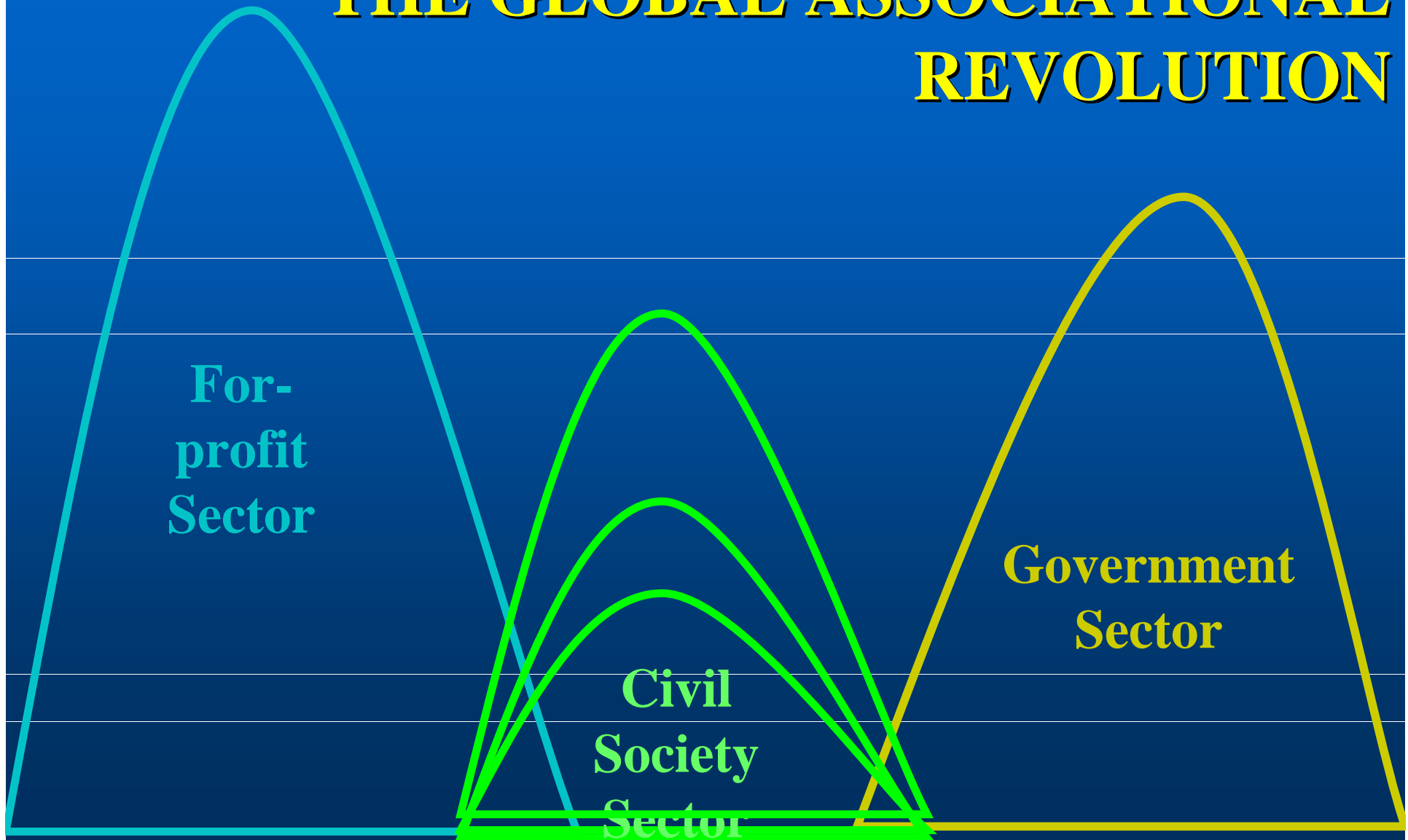
The Johns Hopkins Comparative Nonprofit Sector Project

THE GLOBAL ASSOCIATIONAL REVOLUTION

For-
profit
Sector

Civil
Society
Sector

Government
Sector





TREATMENT OF NONPROFIT INSTITUTIONS IN THE SNA

Type of Institutional Unit	Sectors of the SNA System				
	Nonfinancial Corporations Sector S.11	Financial Corporations Sector S.12	General Government Sector S.13	Households Sector S.14	NPISH Sector S.15
Corporations	C ₁	C ₂			
Government Units			G		
Households				H	
Nonprofit Institutions	N ₁	N ₂	N ₃	N ₄	N ₅



How Can Better Data on Civil Society Help?

- Ø Visibility/Legitimacy
- Ø Improve policy-making
- Ø Increase transparency/accountability
- Ø Improve National Accounts
- Ø Chart NPO contribution to MDGs
- Ø Spot trends/problems



The Johns Hopkins Comparative Nonprofit Sector Project

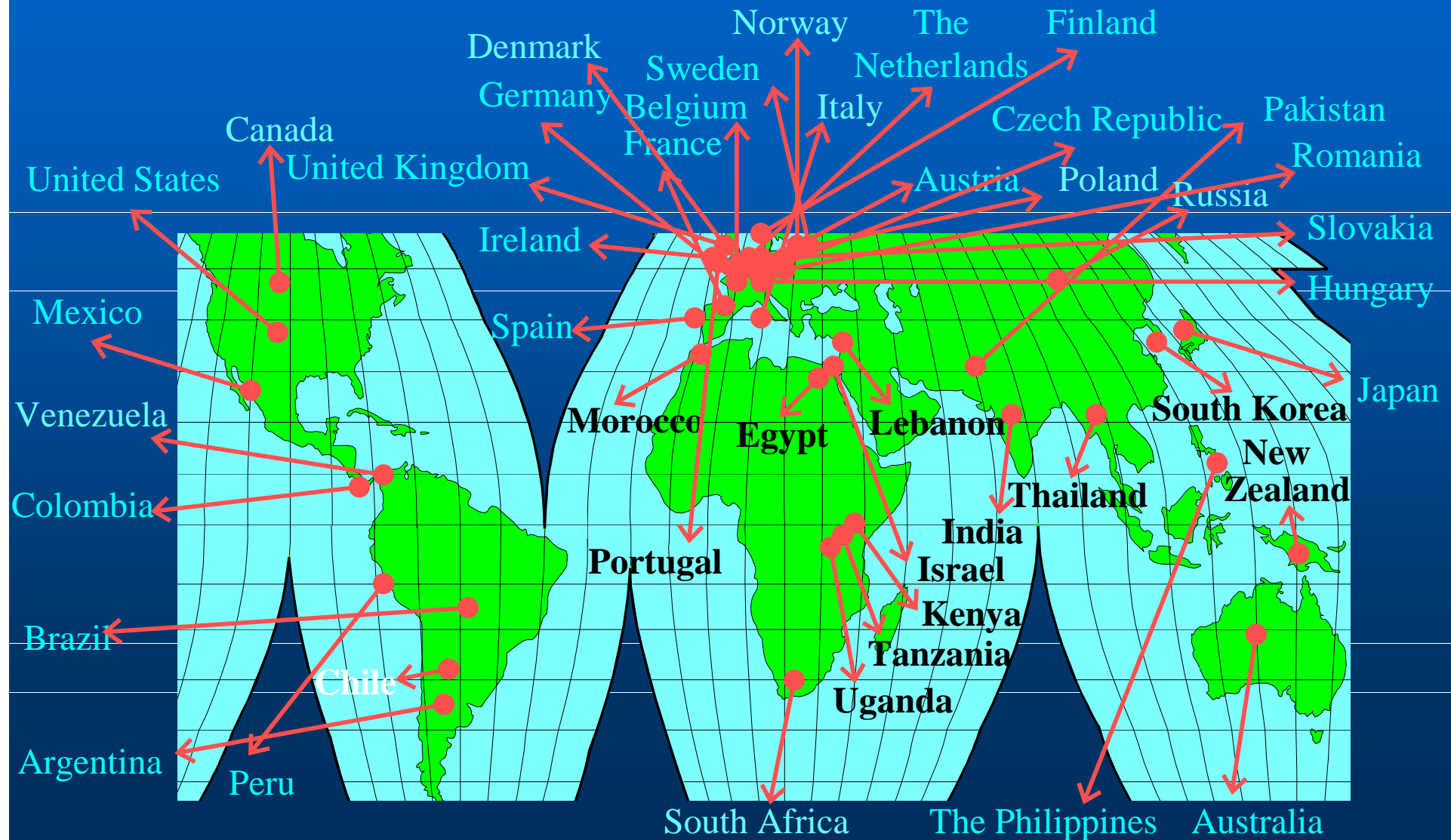
C

N

P



Project Countries





A Major Economic Force

37 Countries

- **\$1.6* trillion in operating expenditures**
- **47.6 million FTE jobs**
- **4.5% of economically active population**
- **7.7% of non-agricultural employment**

* In 2002 U.S. dollars



If the Civil Society Sector Were a Country...

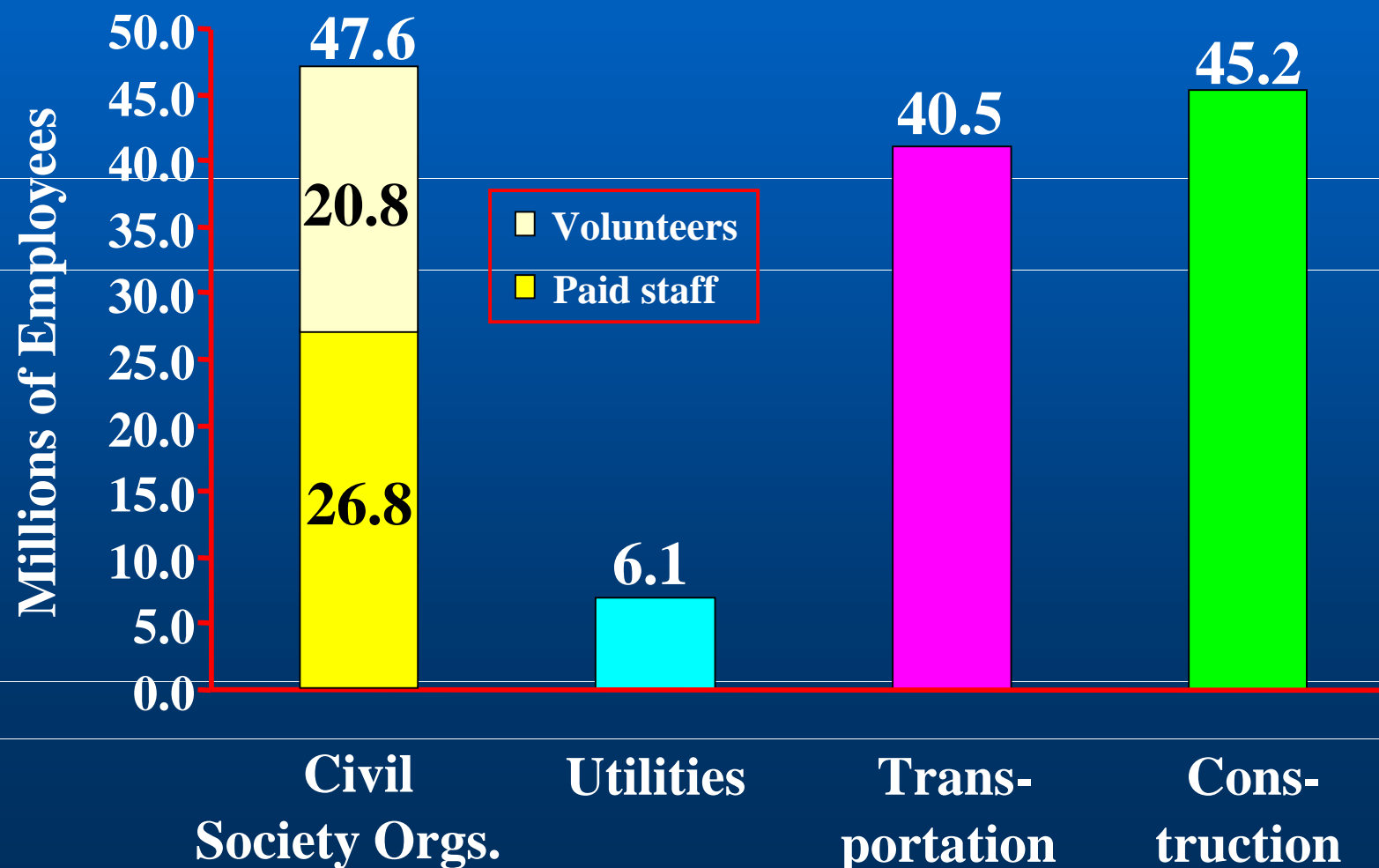
<u>Country</u>	<u>GDP (trillion \$)</u>
United States	\$10.4
Japan	4.0
Germany	2.0
United Kingdom	1.6
Civil Society Sector	1.6*
Expenditures (37 Countries)	
France	1.4
China	1.3
Italy	1.2
Canada	0.7
Spain	0.7
Brazil	0.5
Russia	0.3

* In 2002 U.S. dollars

Source of GDP figures: World Bank




Civil Society Organization Employment in Context 37 Countries






Employment in Civil Society Organizations vs. Largest Firms (37 Countries)

Civil Society Organizations*



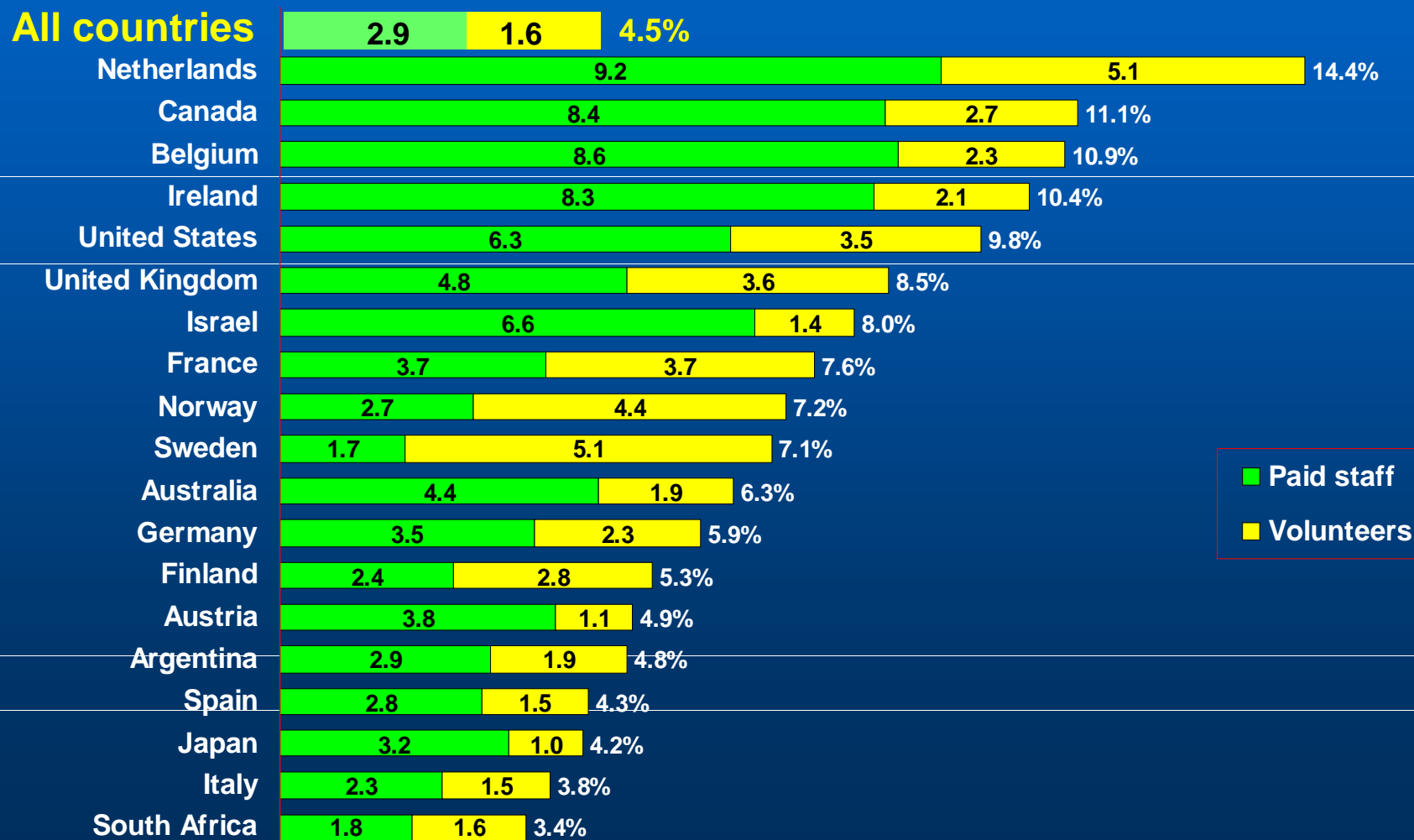
Largest Private Companies



* Including volunteers and religious worship organization workforce, where available.



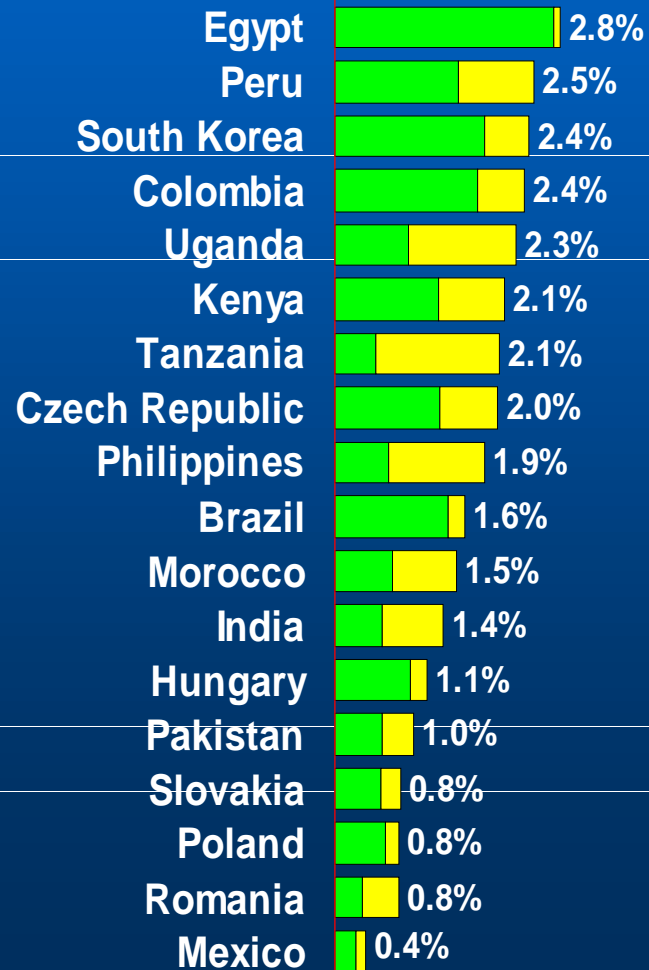
Civil Society Workforce as % of Economically Active Population, by Country





Civil Society Workforce as % of Economically Active Population, by Country

All countries 2.9 1.6 4.5%

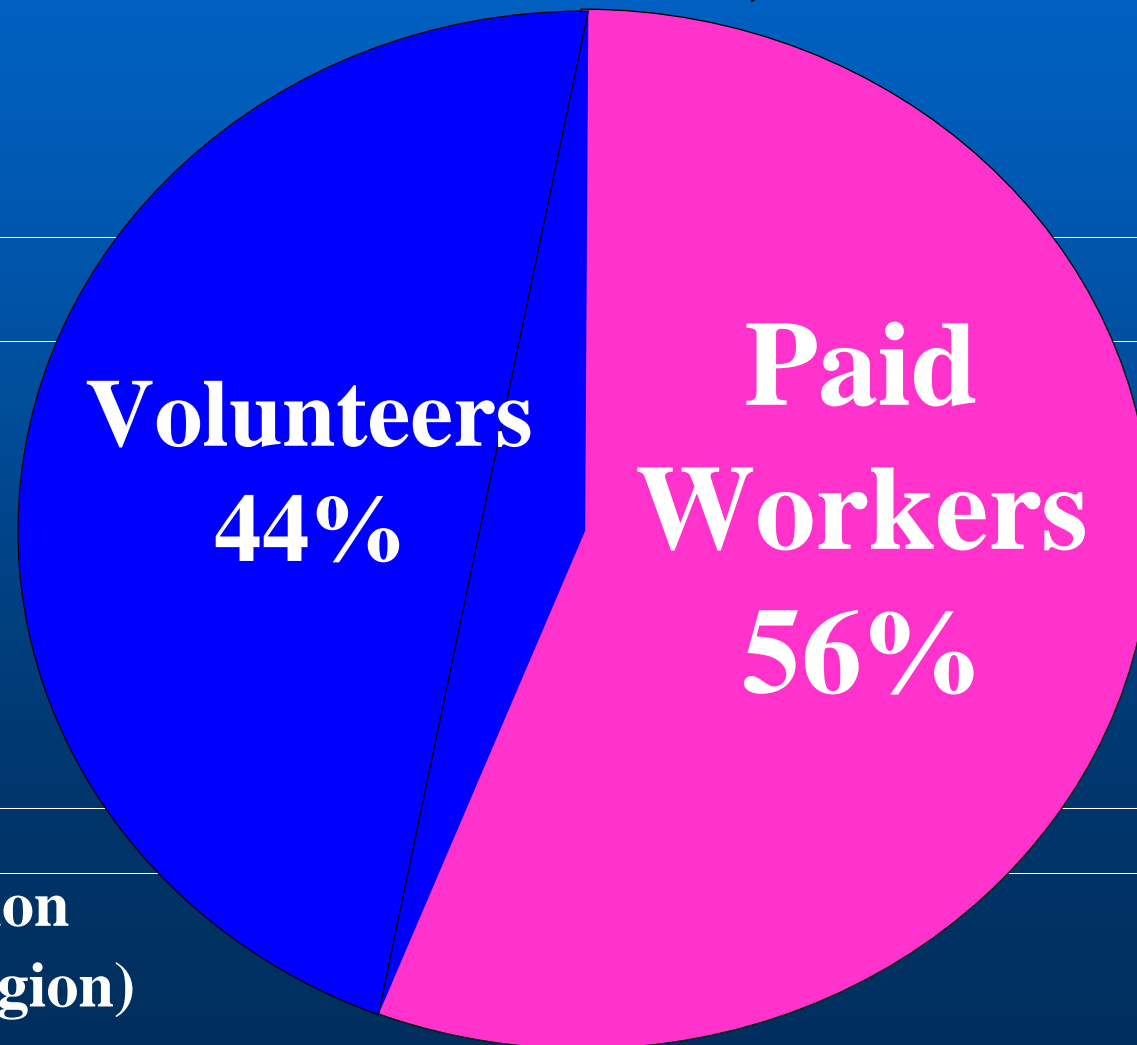


■ Paid staff
■ Volunteers



The Johns Hopkins Comparative Nonprofit Sector Project

CIVIL SOCIETY ORGANIZATION PAID VS. VOLUNTEER LABOR, 36 COUNTRIES

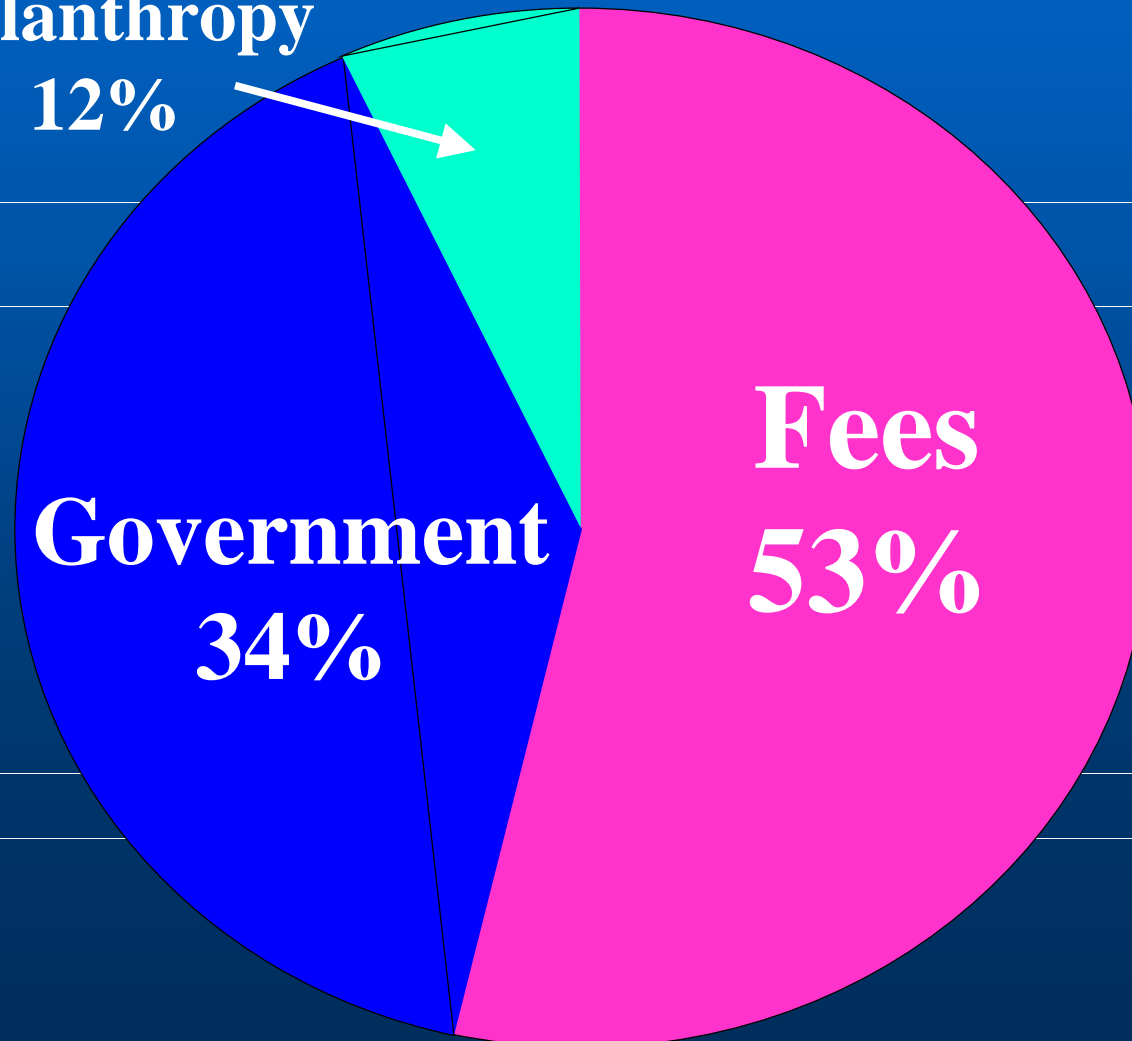


n=45.5 million
(including religion)



SOURCES OF CIVIL SOCIETY REVENUE (34 COUNTRY AVERAGE)

Philanthropy
12%



Government
34%

Fees
53%



THE PROBLEM

- Institutionalization
- Additional Variables
- Relationships with Other Sectors



RATIONALE

- A significant and growing force
- Increased policy interest



RATIONALE

- A significant and growing force
- Increased policy interest
- Distinctive features



Distinctive Features of NPIs

- | Different production function
- | Public-goods production
- | Governance
- | Revenue structure
- | Staffing
- | Tax treatment
- | Legal treatment



The Johns Hopkins Center for Civil Society Studies

THE SOLUTION

- System of National Accounts

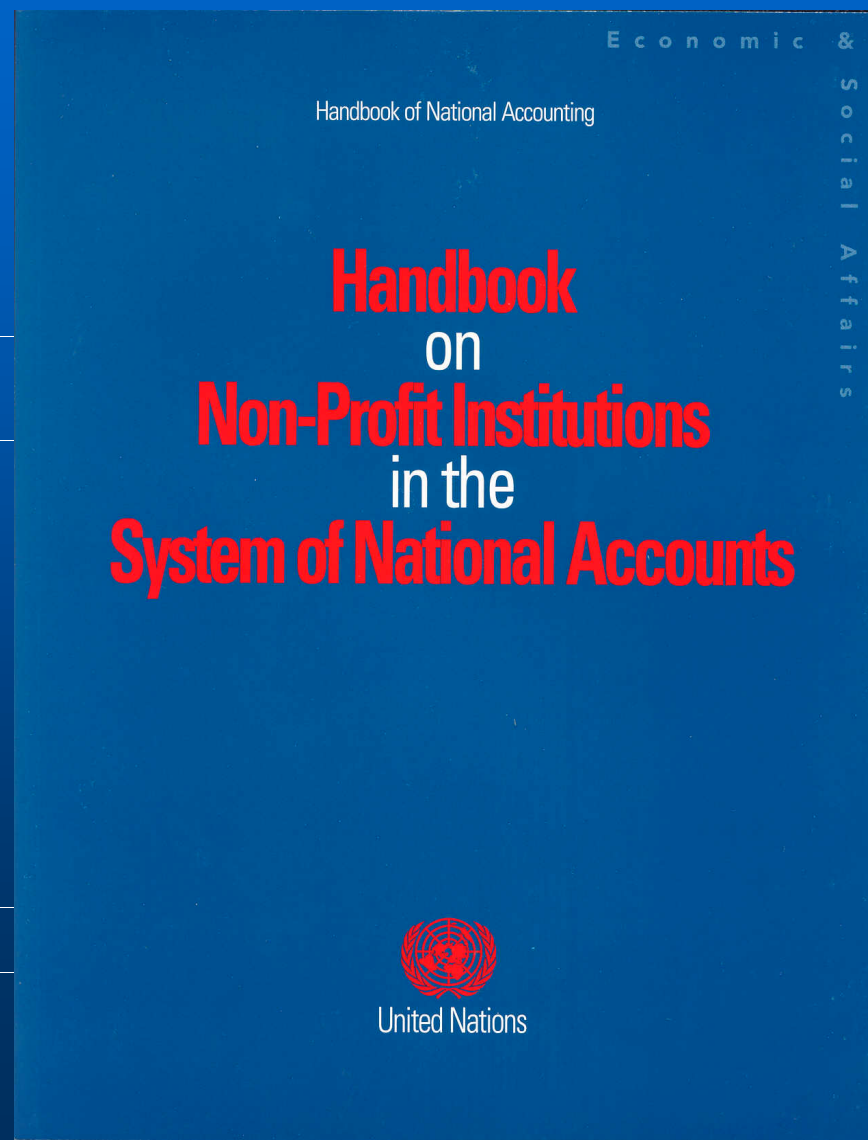


WHAT IS SNA?

“...a set of guidelines for the development of country economic accounts and for the reporting of such statistics to international organizations in a manner comparable across countries.”



The Johns Hopkins Comparative Nonprofit Sector Project





The Johns Hopkins Center for Civil Society Studies

KEY REFINEMENTS IN HANDBOOK MEASUREMENT OF NPIS

- **Satellite Account**



TREATMENT OF NONPROFIT INSTITUTIONS IN THE SATELLITE ACCOUNT

[illegible]



The Johns Hopkins Center for Civil Society Studies

KEY REFINEMENTS IN HANDBOOK MEASUREMENT OF NPIs

- **Satellite Account**
- **Refined definition of NPIs**



NPI HANDBOOK DEFINITION OF THE NONPROFIT SECTOR

The Nonprofit sector consists of units that are:

- a. organizations;**
- b. not-for-profit and non-profit-distributing;**
- c. institutionally separate from government;**
- d. self-governing;**
- e. non-compulsory.**



KEY REFINEMENTS IN HANDBOOK MEASUREMENT OF NPIS

- **Satellite Account**
- **Refined definition of NPIS**
- **Volunteer labor**
- **Non-market output of market NPIS**



KEY NPI SATELLITE ACCOUNT TASKS

- **Expand business registers**
- **Add NPI “Flags”**
- **Expand establishment survey coverage/content**
- **Tap administrative records**
- **Conduct volunteering surveys**



POTENTIAL DATA ON NPIs FROM SNA

- | Structure
- | Finances
- | Output and impact



POTENTIAL DATA ON NPIS FROM SNA

STRUCTURE VARIABLES

- | **Entities**
- | **Members**
- | **Employees**
- | **Volunteers**
- | **Volunteer hours**



POTENTIAL DATA ON NPIs FROM SNA

FINANCIAL VARIABLES

| Expenses

- Ø Operating expenses
- Ø Other expenses

| Revenue

- Ø From sales, fees, investments
- Ø From government
- Ø From private philanthropy

| Assets

| Liabilities



CIVINET

Civil Society Information Network Action Plan

- 1. Dissemination/Briefings**
- 2. Mobilization**
- 3. Training**
- 4. Technical Assistance**
- 5. Monitoring**
- 6. Refinement and Revision**
- 7. Advisory Sessions**
- 8. Data Assembly, Analysis and Reporting**



PROGRESS TO DATE

UN HANDBOOK IMPLEMENTATION

- Eurostat Workshop, December 2002
- Briefings: EFC; ISTR; statistical offices in Brazil, Chile, Mexico, Morocco, New Zealand, Portugal, Kenya, UK, France
- European Commission DG XXIII Workshop, April 2004
- Partnership agreement with United Nations Volunteers
- Partnership agreements with U.N. Economic Commissions for Latin America, Africa, Asia
- Latin American Regional Workshop, September 2004
- African Regional Workshop, March 2005
- Latin American implementers workshop, May 2005
- International Advisory Committee Meeting, June 2005
- Asia Regional Workshop: September 2005



U.N. Handbook Implementers and Target Countries

Developed Countries	Developing and Transitional Countries
Europe Belgium + Netherlands France + Denmark Italy + Germany	Central Europe Czech Republic + Hungary Slovakia+ Poland Russia
North America Canada + United States +	Latin America Argentina + Brazil +** Chile Peru + Mexico
Asia Australia + Hong Kong, China New Zealand + Korea Japan+ Singapore	Asia Kyrgyzstan +** China Bangladesh Philippines +** Thailand India+** Vietnam Pakistan
Other Israel +	Africa and Middle East Kenya +** Egypt Morocco +** Mozambique ** South Africa +** Tanzania Mali+** Uganda Cameroon+ Zimbabwe+

As of August 26, 2005

+ committed (23)

** = UN Volunteers countries (9)



The Johns Hopkins Center for Civil Society Studies

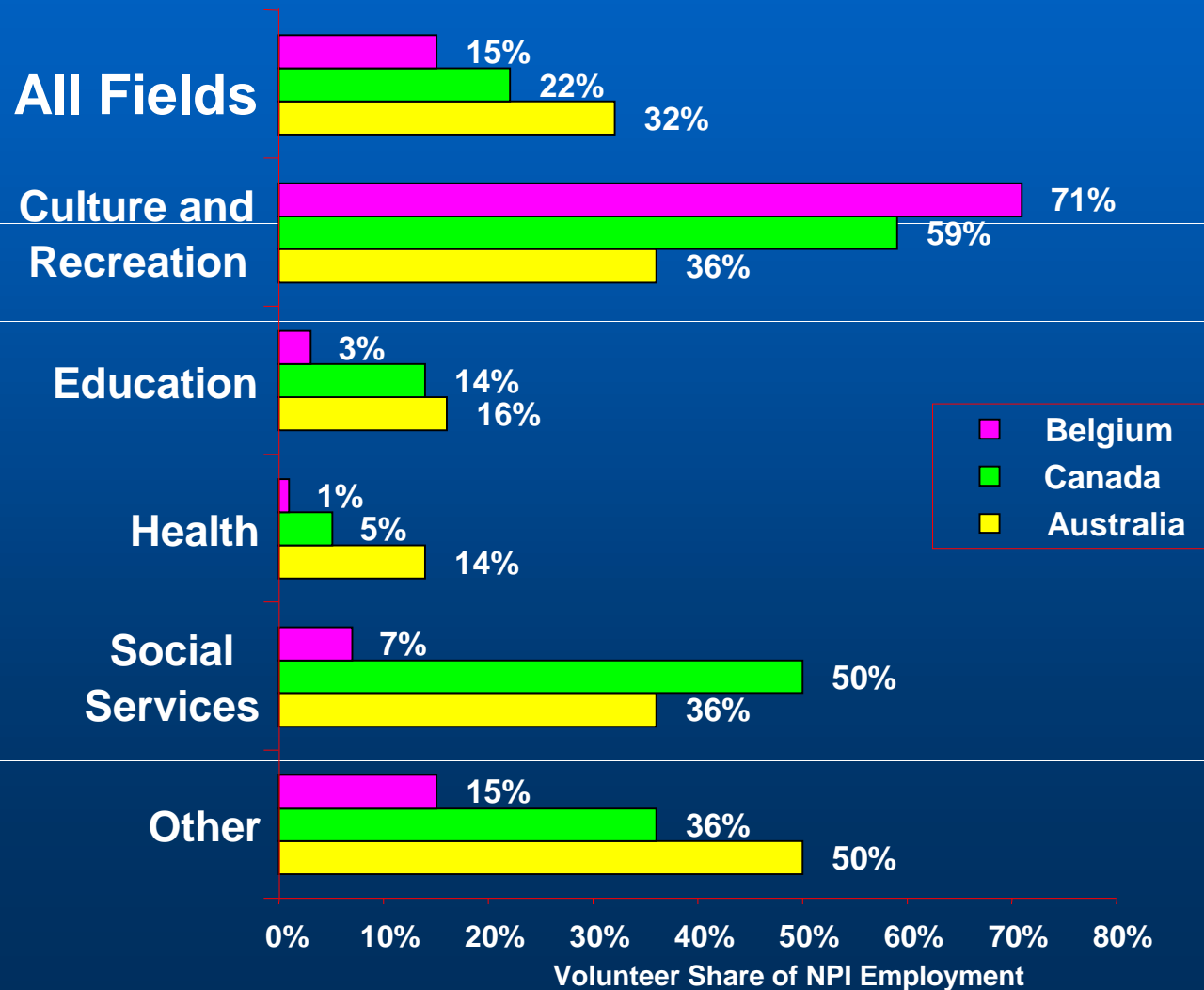
NPI SECTOR SHARE OF VALUE ADDED, BY INDUSTRY

(in percent)

INDUSTRY	Italy	Netherlands
Education	13.83	85.75
Health & social work	66.20	79.13
Other community, social & personal service	18.87	37.19
All other industries	0.52	3.05
Total economy	4.79	12.94

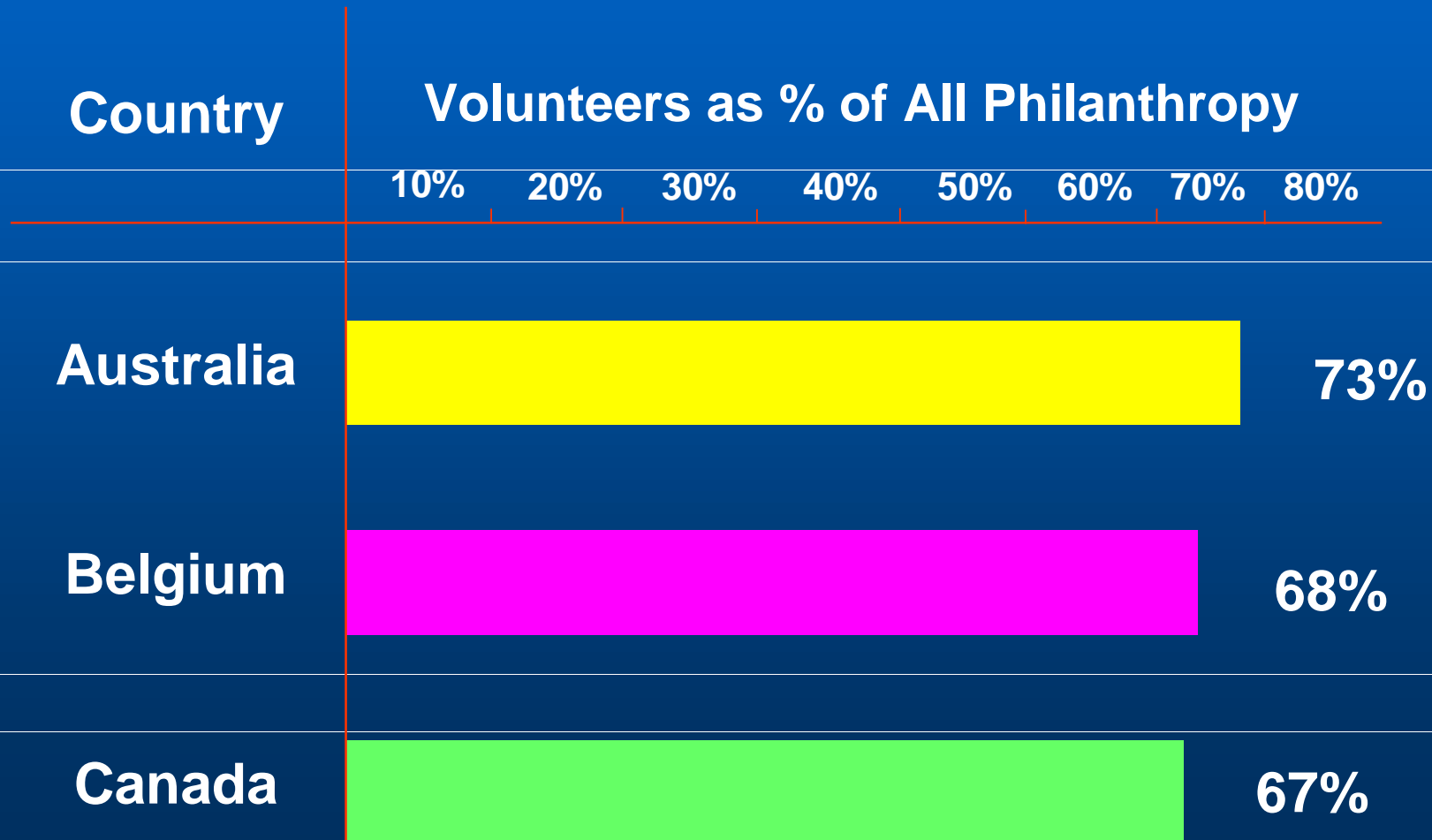


Volunteer Share of Total NPI Employment, Selected Countries





Gifts of Time as Share of Total Philanthropy, Selected Countries





The Johns Hopkins Center for Civil Society Studies

Contribution to GDP, Volunteers vs. Selected Industries, Canada

